

---

# Trinity Baptist Church

---

Financial Report

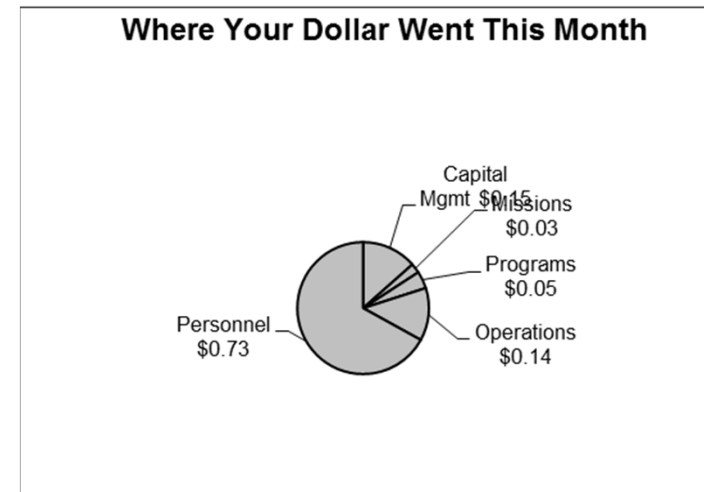
May 2015 – Aug 2015

# May 2015

*At a glance*

# +\$19,994

Target Income	\$75,271.46
Actual Income	\$77,437.70
Actual Expenses	(\$51,927.19)
Actual Gain / Loss	\$25,510.51
Transfer to Escrow Savings	\$0.00
Loan Principal Paid	(\$5,566.46)
Net Gain / Loss Budget	\$19,944.05



## Budget Highlights:

- A 5 Sunday Month, Good Income
- Very Low Expenses
- Best Gain for Single Month in 2015

# Jun 2015

*At a glance*

## +\$5,638

Target Income	\$75,271.46
Actual Income	\$74,923.45
Actual Expenses	(\$63,895.32)
Actual Gain / Loss	\$11,028.13
Transfer to Escrow Savings	\$0.00
Loan Principal Paid	(\$5,389.79)
Net Gain / Loss Budget	\$5,638.34



### Budget Highlights:

- Good Income
- Expenses still at low level

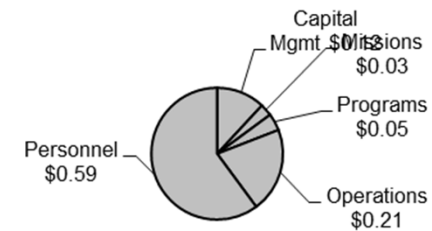
# Jul 2015

## *At a glance*

# -\$4,213

Target Income	\$75,271.46
Actual Income	\$66,826.03
Actual Expenses	(\$65,626.63)
Actual Gain / Loss	\$1,199.40
Transfer to Escrow Savings	\$0.00
Loan Principal Paid	(\$5,412.29)
Net Gain / Loss Budget	(\$4,212.89)

Where Your Dollar Went This Month



### Budget Highlights:

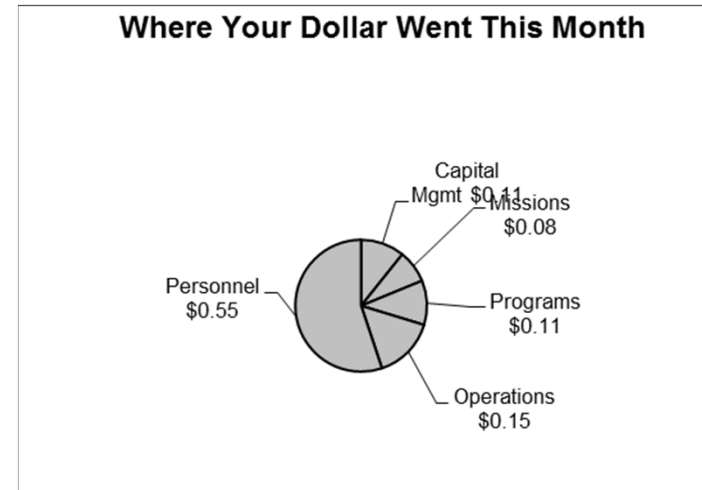
- Income Dropped from previous 2 months
- Expenses still consistently below budget
- Property Insurance Payment

# Aug 2015

*At a glance*

# +\$281

Target Income	\$75,271.46
Actual Income	\$78,995.10
Actual Expenses	(\$73,182.36)
Actual Gain / Loss	\$5,812.74
Transfer to Escrow Savings	\$0.00
Loan Principal Paid	(\$5,532.66)
Net Gain / Loss Budget	\$280.08



## Budget Highlights:

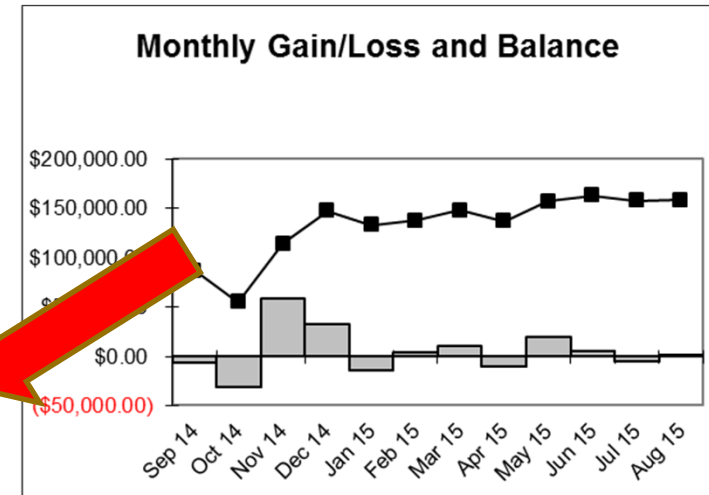
- Income Rebounded
- Expenses higher but still close to budget
- \$5,000 bump to Missions

# Through Aug 2015

## General Fund

Target Income	\$602,171.69
Actual Income	\$598,289.82
Actual Expenses	(\$544,472.77)
Actual Gain / Loss	\$53,817.05
Transfer to Escrow Savings	\$0.00
Loan Principal Paid	(\$43,345.13)
Net Gain / Loss Budget	\$10,471.92

Budget Balance	\$158,314.66
Designated Balance	\$49,439.93
Escrow Savings Balance	\$40,755.60
Loan Balance	(\$720,101.71)



- Year-to-Date Gain!
- Expenses have been held down
- Giving more consistent

# Through Aug 2015 *Designated Funds*

- Funds have been cleaned up
- All balances are current and staff is aware
- Expect seasonal giving to continue to be strong

DESIGNATED FUNDS	New Balance
<b>Ongoing</b>	
Foreign Mission Trips	\$12,200.39
Day Life	\$1,205.01
In and Out	\$1,690.86
It's Time Ministry	\$10,215.97
Building Program	\$10,305.00
Domestic Mission Trips	\$117.45
Debt Reduction	\$0.00
Disaster Relief	\$1,236.88
Youth	\$1,537.05
<b>Seasonal</b>	
Annie Armstrong	\$0.00
CBF Easter	\$0.00
Lottie Moon	\$0.00
Timothy Cup	\$0.00
SS Kids / Shoe Boxes	\$0.00
CBF Christmas	\$0.00
Staff Gifts	\$0.00
<b>As Needed</b>	
Music Gifts	\$872.51
Adult Choir	\$152.94
Divorce Care	\$0.00
Benevolent Offerings	\$0.00
Youth Group	\$0.00
Youth Passport	\$0.00
Local Ministries	\$2,404.59
Weekday Pre-School	\$0.00
Miscellaneous	\$7,501.28
<b>Designated Fund Balances</b>	<b>\$49,439.93</b>

# The Big Picture – 1997 to 2015

## *General Fund Balance and Monthly Change*

